

**Status Study of Persons with Disabilities
in 65 villages of Amravati District in Maharashtra State
2012**

Dr. Rahul Bais
and Team

‘Swarajya-Mitra Samajik Sanstha’

At Post AnjangaonBari

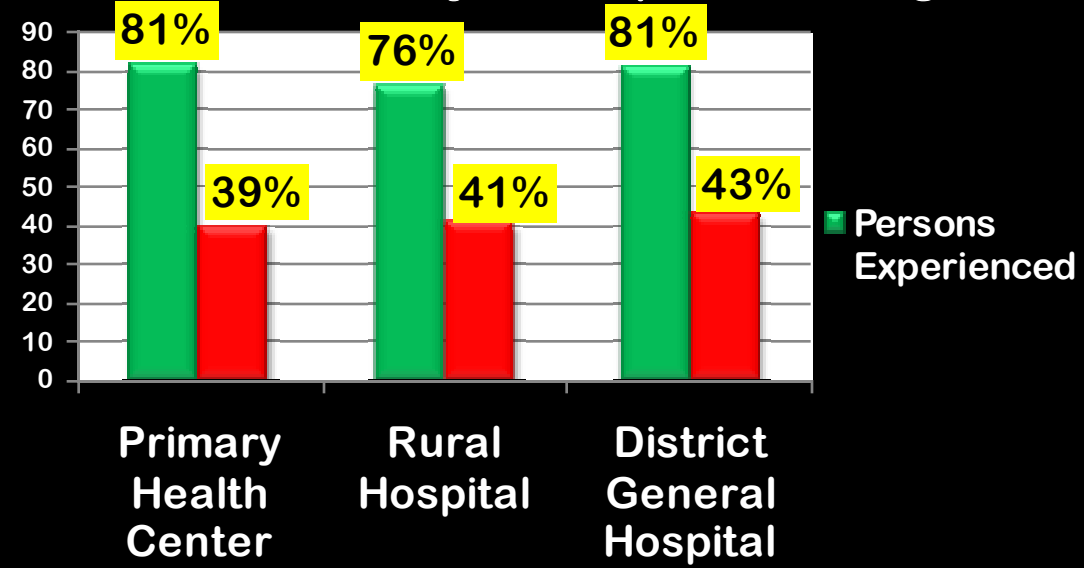
Tal. Dist. Amravati. (M.S.) Pin-444701.

Website: <http://www.swarajyamitra.org>

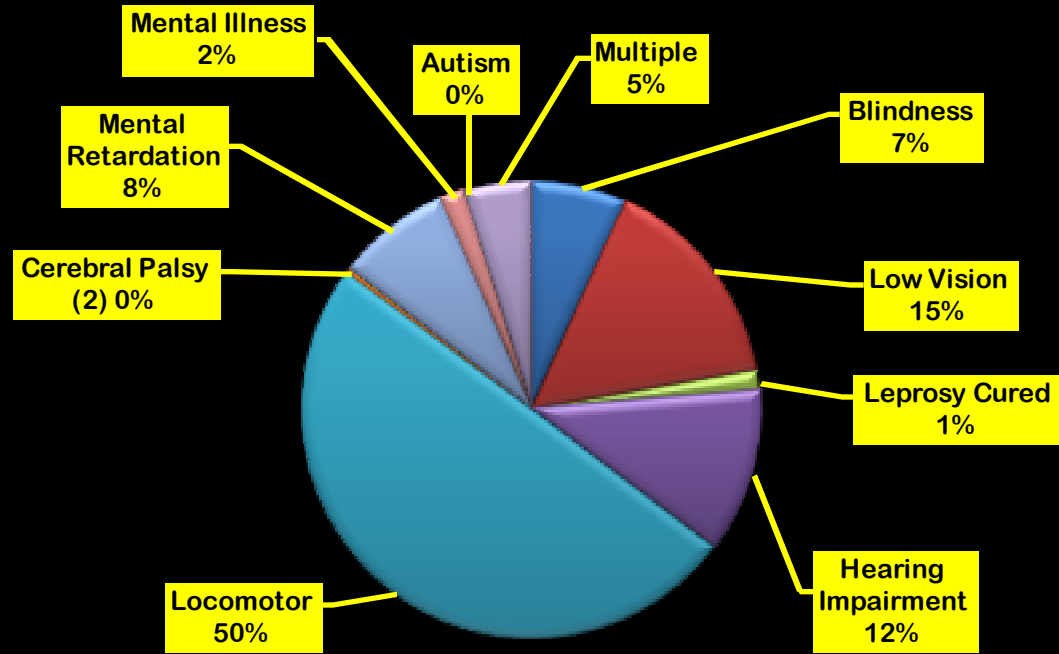
<http://www.facebook.com/swarajyamitra.org>

Email: swarajya.mitra@rediffmail.com

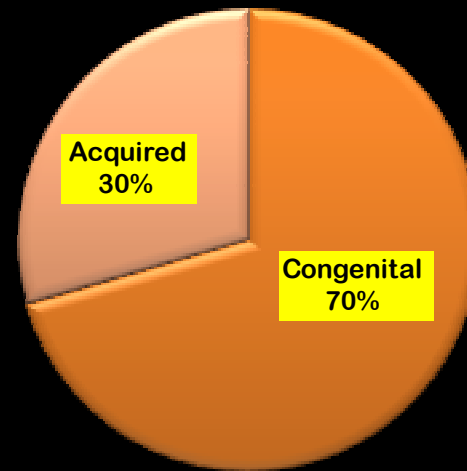
Accessibility to Hospital Buildings



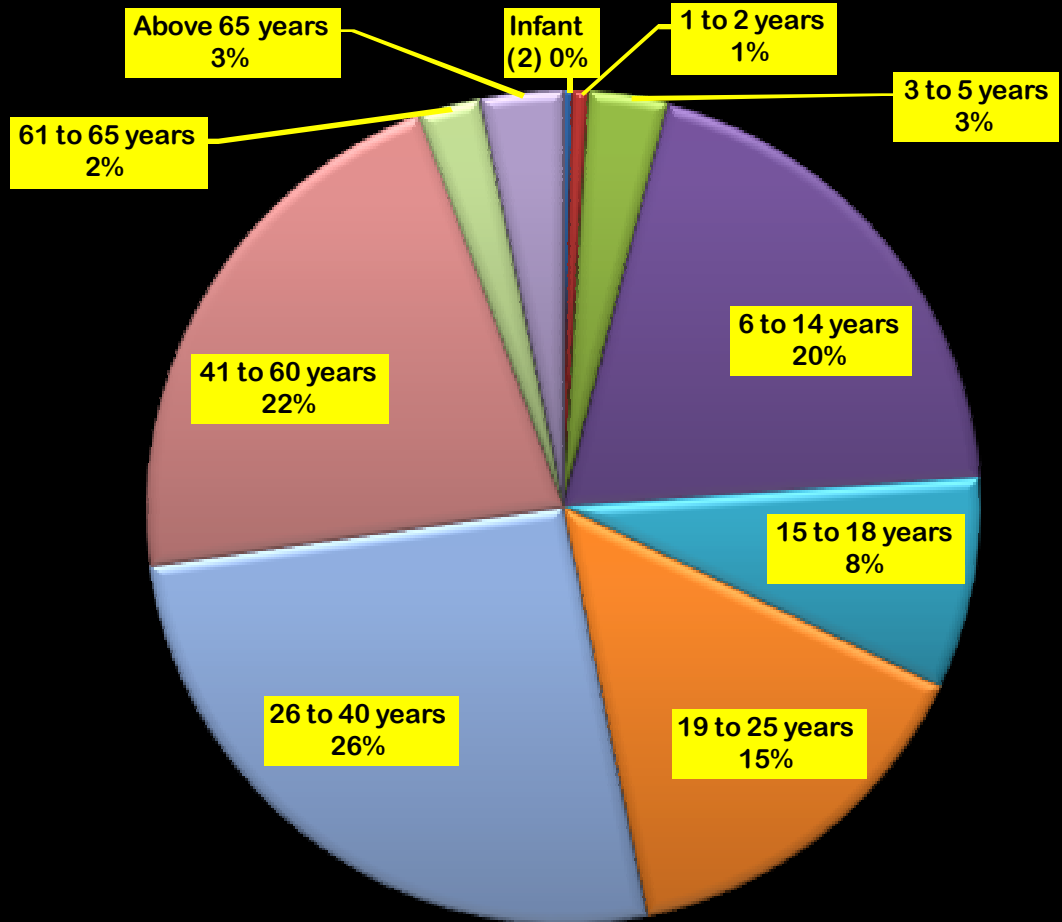
Disability Type of the Identified Persons



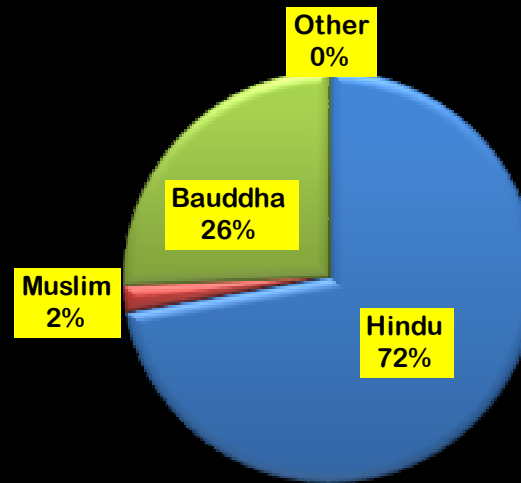
Onset of Disability



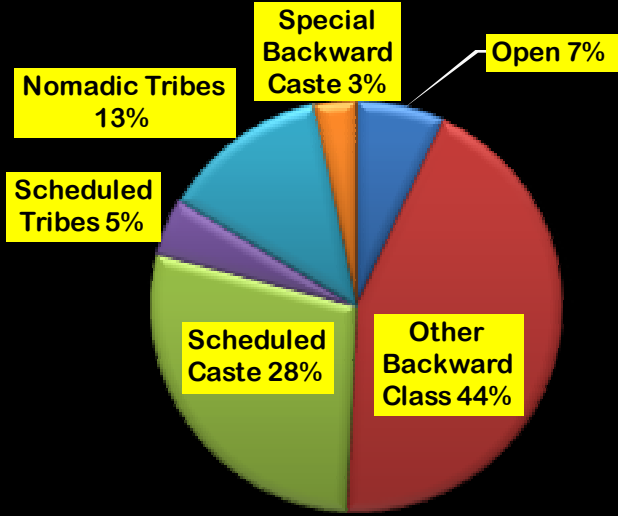
Age-Group of Persons with Disabilities



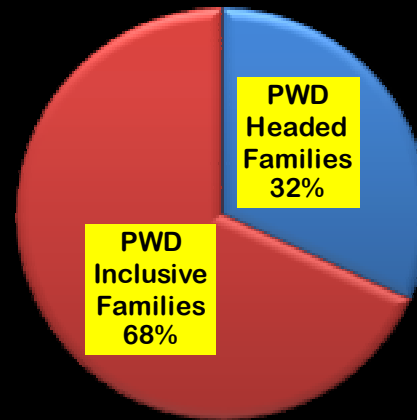
Religion of the Persons with Disabilities



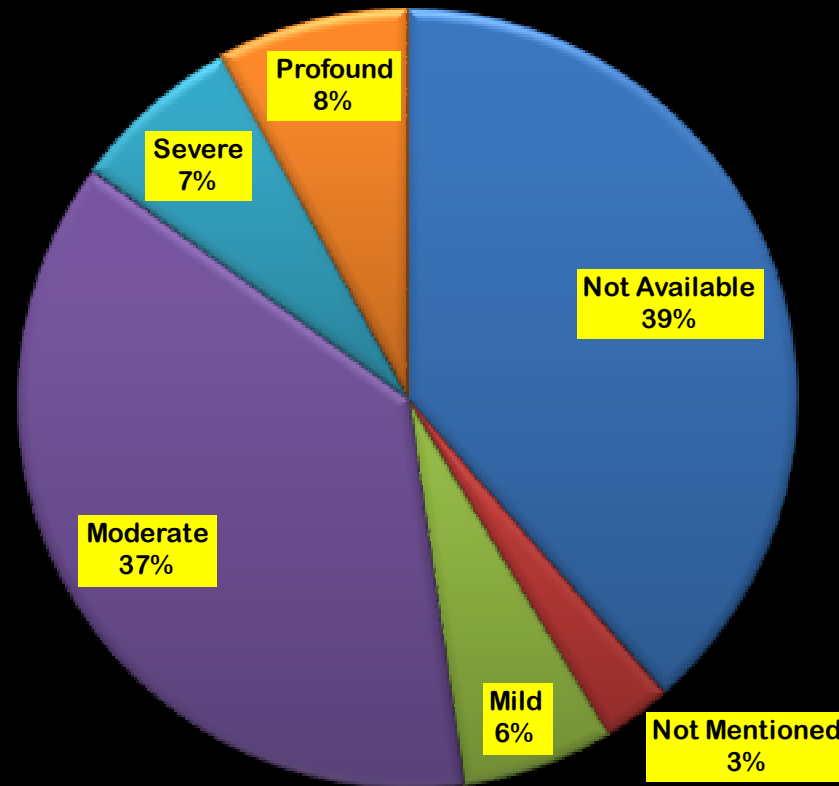
Caste Category of the Persons with Disabilities



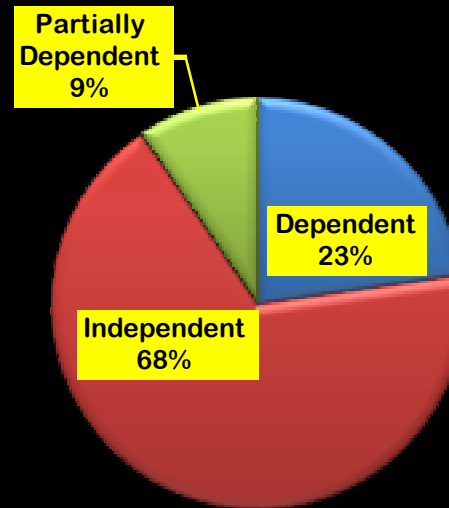
Persons with Disabilities as Head of the Family



Severity of the Disability



Dependency Level in Activities of Daily Living Skills



PWD POPULATION IN 65 VILLAGES	ALL TYPES			BLINDNESS			LOW VISION			LEPROSY CURED			HEARING IMPAIRMENT			LOCOMOTOR			CEREBRAL PALSYP			MENTAL RETARDATION			MENTAL ILLNESS			AUTISM			MULTIPLE				
	M	F	T	M	F	T	M	F	T	M	F	T	M	F	T	M	F	T	M	F	T	M	F	T	M	F	T	M	F	T	M	F	T	M	F
Number	420	200	620	24	18	42	66	30	96	8	1	9	48	24	72	218	91	309	0	2	2	32	18	50	8	3	11	0	0	0	16	13	29		
Percentage	67.74	32.26	100.00	6.77			15.48			1.45			11.61			49.84			0.32			8.06			1.77			0.00			4.68				

ONSET OF DISABILITY	ALL TYPES			BLINDNESS			LOW VISION			LEPROSY CURED			HEARING IMPAIRMENT			LOCOMOTOR			CEREBRAL PALSYP			MENTAL RETARDATION			MENTAL ILLNESS			AUTISM			MULTIPLE				
	M	F	T	M	F	T	M	F	T	M	F	T	M	F	T	M	F	T	M	F	T	M	F	T	M	F	T	M	F	T	M	F	T	M	F
Congenital	293	144	437	18	11	29	49	25	74	0	0	0	38	18	56	142	58	200	0	2	2	32	18	50	0	0	0	0	0	0	14	12	26		
Acquired	127	56	183	6	7	13	17	5	22	8	1	9	10	6	16	76	33	109	0	0	0	0	0	0	8	3	11	0	0	0	2	1	3		

AGE GROUP	ALL TYPES			BLINDNESS			LOW VISION			LEPROSY CURED			HEARING IMPAIRMENT			LOCOMOTOR			CEREBRAL PALSYP			MENTAL RETARDATION			MENTAL ILLNESS			AUTISM			MULTIPLE					
	M	F	T	M	F	T	M	F	T	M	F	T	M	F	T	M	F	T	M	F	T	M	F	T	M	F	T	M	F	T	M	F	T	M	F	T
Infant (less than one year)	2	0	2	0	0	0	0	0	0	0	0	0	1	0	1	1	0	1	0	0	0	0	0	0	0	0	0	0	0	0	0	0	0	0	0	0
1 to 2 years	1	3	4	0	0	0	0	1	1	0	0	0	0	0	0	1	1	2	0	1	1	0	0	0	0	0	0	0	0	0	0	0	0	0	0	0
3 to 5 years	14	5	19	1	0	1	3	2	5	0	0	0	0	2	2	7	0	7	0	0	0	0	0	0	0	0	0	0	0	0	3	1	4			
6 to 14 years	81	42	123	5	2	7	15	10	25	0	0	0	12	4	16	28	11	39	0	0	0	12	9	21	2	0	2	0	0	0	7	6	13			
15 to 18 years	26	25	51	1	2	3	3	4	7	0	0	0	4	3	7	11	10	21	0	1	1	5	3	8	1	1	2	0	0	0	1	1	2			
19 to 25 years	62	29	91	2	3	5	12	3	15	0	0	0	5	4	9	31	14	45	0	0	0	10	2	12	0	1	1	0	0	0	2	2	4			
26 to 40 years	116	45	161	7	3	10	18	3	21	2	1	3	15	4	19	67	28	95	0	0	0	5	4	9	1	0	1	0	0	0	1	2	3			
41 to 60 years	95	39	134	3	2	5	15	5	20	6	0	6	9	6	15	57	24	81	0	0	0	0	0	0	4	1	5	0	0	0	1	1	2			
61 to 65 years	9	6	15	0	1	1	0	2	2	0	0	0	2	0	2	6	3	9	0	0	0	0	0	0	0	0	0	0	0	0	1	0	1			
Above 65 years	14	6	20	5	5	10	0	0	0	0	0	0	0	1	1	9	0	9	0	0	0	0	0	0	0	0	0	0	0	0	0	0	0	0	0	0

RELIGION	ALL TYPES	BLINDNESS	LOW VISION	LEPROSY CURED	HEARING IMPAIRMENT	LOCOMOTOR	CEREBRAL PALSYP	MENTAL RETARDATION	MENTAL ILLNESS	AUTISM	MULTIPLE
----------	-----------	-----------	------------	---------------	--------------------	-----------	-----------------	--------------------	----------------	--------	----------

	M	F	T	M	F	T	M	F	T	M	F	T	M	F	T	M	F	T	M	F	T	M	F	T	M	F	T	M	F	T	M	F	T	M	F	T
Hindu	293	155	448	15	9	24	42	20	62	7	1	8	29	15	44	155	77	232	0	2	2	24	16	40	7	3	10	0	0	0	14	12	26			
Muslim	7	6	13	2	2	4	1	2	3	0	0	0	1	0	1	2	1	3	0	0	0	1	0	1	0	0	0	0	0	0	0	1	1			
Christian	0	0	0	0	0	0	0	0	0	0	0	0	0	0	0	0	0	0	0	0	0	0	0	0	0	0	0	0	0	0	0	0	0			
Bauddha	120	39	159	7	7	14	23	8	31	1	0	1	18	9	27	61	13	74	0	0	0	7	2	9	1	0	1	0	0	0	2	0	2			
Jain	0	0	0	0	0	0	0	0	0	0	0	0	0	0	0	0	0	0	0	0	0	0	0	0	0	0	0	0	0	0	0	0	0			
Sikh	0	0	0	0	0	0	0	0	0	0	0	0	0	0	0	0	0	0	0	0	0	0	0	0	0	0	0	0	0	0	0	0	0			
Others	0	0	0	0	0	0	0	0	0	0	0	0	0	0	0	0	0	0	0	0	0	0	0	0	0	0	0	0	0	0	0	0	0			

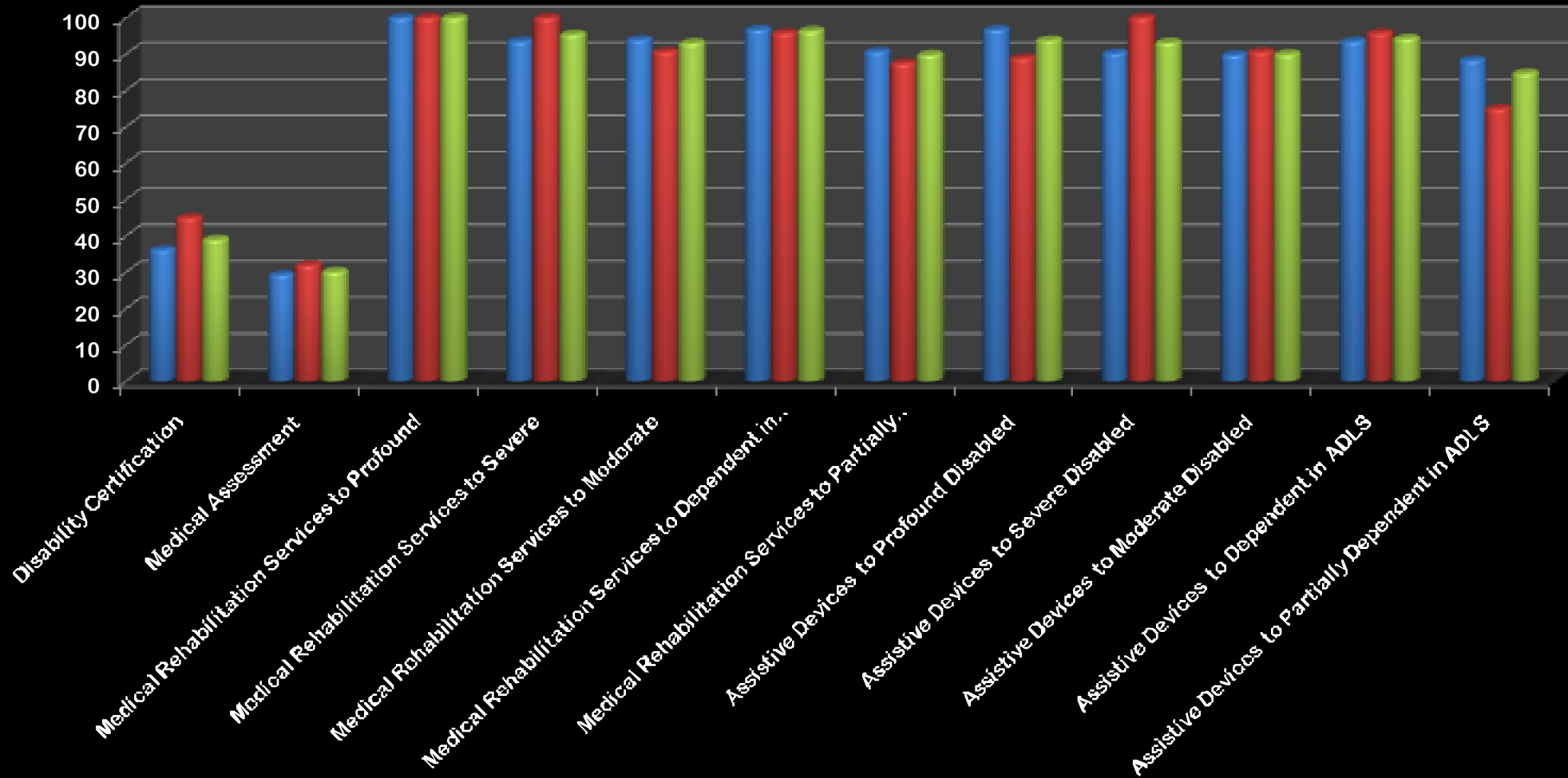
CASTE CATEGORY	ALL TYPES			BLINDNESS			LOW VISION			LEPROSY CURED			HEARING IMPAIREMENT			LOCOMOTOR			CEREBRAL PALSY			MENTAL RETARDATION			MENTAL ILLNESS			AUTISM			MULTIPLE					
	M	F	T	M	F	T	M	F	T	M	F	T	M	F	T	M	F	T	M	F	T	M	F	T	M	F	T	M	F	T	M	F	T			
Open	27	16	43	4	1	5	4	4	8	1	1	2	3	1	4	14	6	20	0	0	0	1	0	1	0	0	0	0	0	0	0	0	0	0	3	3
Other Backward Class	177	95	272	6	6	12	26	11	37	4	0	4	18	6	24	89	49	138	0	2	2	19	12	31	5	3	8	0	0	0	10	6	16			
Scheduled Caste	129	46	175	8	9	17	27	9	36	1	0	1	20	10	30	61	15	76	0	0	0	8	3	11	2	0	2	0	0	0	2	0	2			
Scheduled Tribes	20	8	28	1	0	1	2	0	2	1	0	1	2	0	2	13	6	19	0	0	0	1	1	2	0	0	0	0	0	0	0	1	1			
Nomadic Tribes	53	29	82	3	2	5	6	4	10	1	0	1	2	6	8	34	12	46	0	0	0	3	2	5	1	0	1	0	0	0	3	3	6			
Special Backward Caste	14	6	20	2	0	2	1	2	3	0	0	0	3	1	4	7	3	10	0	0	0	0	0	0	0	0	0	0	0	0	1	0	1			

DISABILITY PERCENTAGE	ALL TYPES			BLINDNESS			LOW VISION			LEPROSY CURED			HEARING IMPAIRMENT			LOCOMOTOR			CEREBRAL PALSY			MENTAL RETARDATION			MENTAL ILLNESS			AUTISM			MULTIPLE				
	M	F	T	M	F	T	M	F	T	M	F	T	M	F	T	M	F	T	M	F	T	M	F	T	M	F	T	M	F	T	M	F	T	M	F
Not Available	149	90	239	4	7	11	30	21	51	3	1	4	21	16	37	60	29	89	0	1	1	17	8	25	8	2	10	0	0	0	6	5	11		
Disability Percentage Not Mentioned	13	5	18	0	0	0	0	0	0	0	0	0	1	0	1	3	0	3	0	0	0	8	3	11	0	1	1	0	0	0	1	1	2		
Mild (less than 40% = up to 39%)	29	10	39	0	0	0	13	3	16	0	0	0	2	0	2	14	6	20	0	0	0	0	0	0	0	0	0	0	0	0	0	1	1		
Moderate (40% to 74%)	167	64	231	1	0	1	16	2	18	5	0	5	8	1	9	131	51	182	0	0	0	2	6	8	0	0	0	4	4	8					
Severe (75% to 99%)	31	13	44	2	1	3	7	4	11	0	0	0	7	1	8	7	5	12	0	0	0	4	0	4	0	0	0	4	2	6					
Total or Profound (100%)	31	18	49	17	10	27	0	0	0	0	0	0	9	6	15	3	0	3	0	1	1	1	1	2	0	0	0	0	0	0	1	0	1		

ADLS DEPENDENCY	ALL TYPES			BLINDNESS			LOW VISION			LEPROSY CURED			HEARING IMPAIRMENT			LOCOMOTOR			CEREBRAL PALSY			MENTAL RETARDATION			MENTAL ILLNESS			AUTISM			MULTIPLE		
	M	F	T	M	F	T	M	F	T	M	F	T	M	F	T	M	F	T	M	F	T	M	F	T	M	F	T	M	F	T	M	F	T
Dependent	93	48	141	8	9	17	10	5	15	2	0	2	10	1	11	43	15	58	0	2	2	10	9	19	2	1	3	0	0	0	8	6	14
Independent	284	136	420	8	3	11	52	24	76	6	1	7	37	23	60	156	72	228	0	0	0	15	8	23	5	1	6	0	0	0	5	4	9
Partially Dependent	43	16	59	8	6	14	4	1	5	0	0	0	1	0	1	19	4	23	0	0	0	7	1	8	1	1	2	0	0	0	3	3	6

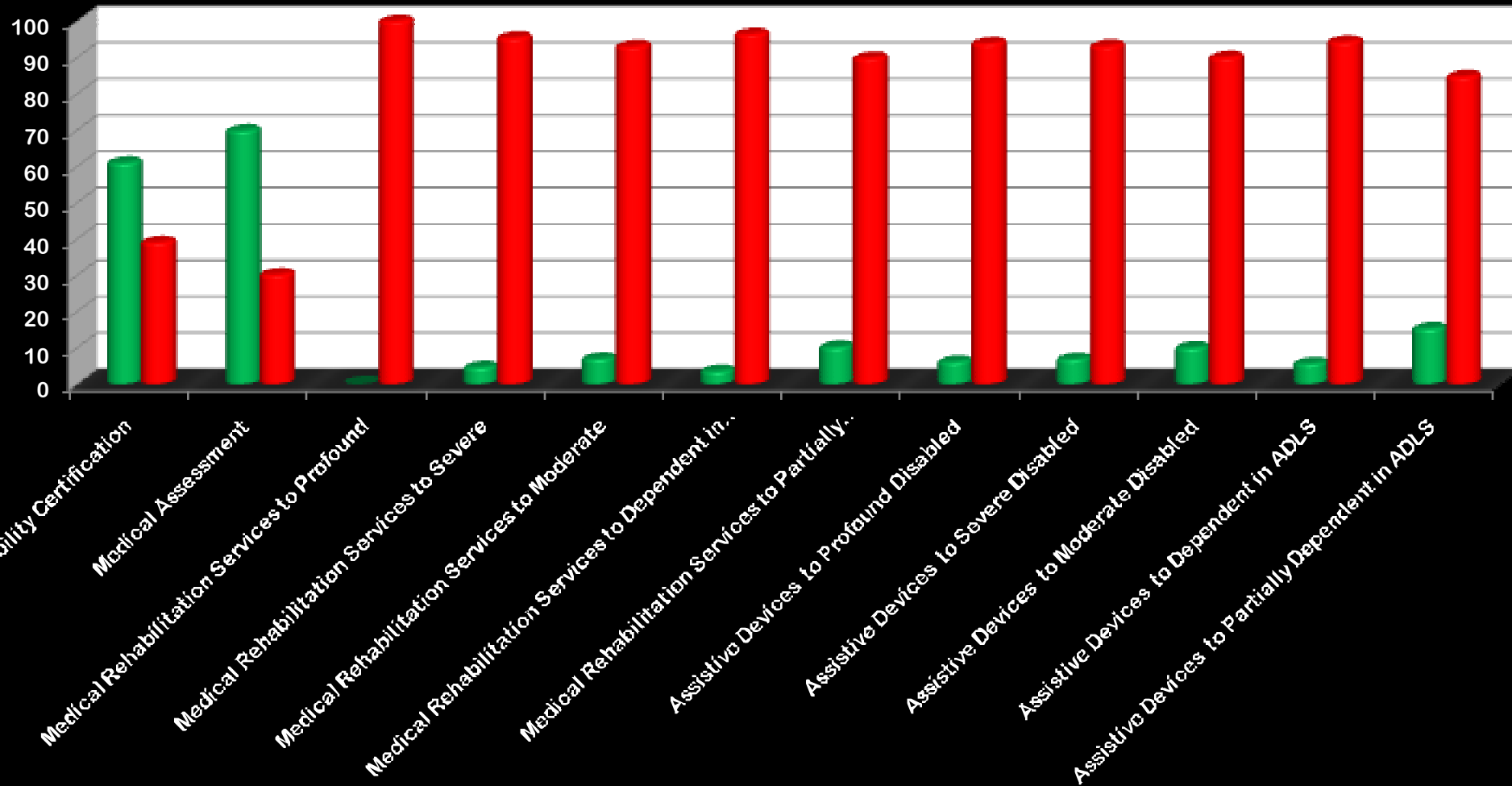
Disability Deprivation Index

Male Female Total



Disability Development & Deprivation Index

■ Development Index ■ Deprivation Index



DEVELOPMENT & DEPRIVATION INDEX FOR MALE	ALL TYPES				
	Actual	Deprived	Expected	Dev Index	Dep Index
Birth Certificate	37	383	420	8.81	91.19
Caste Certificate	97	323	420	23.10	76.90
Ration Card	376	44	420	89.52	10.48
Disability Certificate	268	152	420	63.81	36.19
Disability Identity Card	176	243	420	41.90	57.86
Clinical Assessment by Government Medical Officer	297	123	420	70.71	29.29
Medical Rehabilitation Services to Profound Disabled	0	31	31	0.00	100.00
Medical Rehabilitation Services to Severe Disabled	2	29	31	6.45	93.55
Medical Rehabilitation Services to Moderate Disabled	10	157	167	5.99	94.01
Medical Rehabilitation Services to Dependent in ADLS	3	90	93	3.23	96.77
Medical Rehabilitation Services to Partially Dependent in ADLS	4	39	43	9.30	90.70
Assistive Devices to Profound Disabled	1	30	31	3.23	96.77
Assistive Devices to Severe Disabled	3	28	31	9.68	90.32
Assistive Devices to Moderate Disabled	17	150	167	10.18	89.82
Assistive Devices to Dependent in ADLS	6	87	93	6.45	93.55
Assistive Devices to Partially Dependent in ADLS	5	38	43	11.63	88.37
Formal Schooling of agegroup 6 to 18 years	90	17	107	84.11	15.89
Average Years of Schooling	6	11	17	35.49	64.51
Adult Literacy	244	78	322	75.78	24.22
Vocational Training to agegroup 26 to 40 years	9	107	116	7.76	92.24
Occupational Skill Development Training to agegroup 26 to 40 years	3	113	116	2.59	97.41
Gainful Occupation for agegroup 26 to 40 years	83	33	116	71.55	28.45
Gainful Occupation for agegroup 41 to 60 years	74	21	95	77.89	22.11
MREGS Job Card in agegroup 26 to 40 years	47	69	116	40.52	59.48
MREGS Job Card agegroup 41 to 60 years	48	47	95	50.53	49.47
Employment Exchange Registration Literate agegroup 26 to 40 years	16	79	95	16.84	83.16
Technical Device Uses by Adult	122	200	322	37.89	62.11
Voter Card	270	26	296	91.22	8.78
Information of Relevant Laws to Adults	1	321	322	0.31	99.69

Membership in SHG in 19 and above agegroup	1	295	296	0.34	99.66
Membership in DPO for all PWD	23	396	420	5.48	94.29
Disability Scholarship for School Going PWD	35	76	111	31.53	68.47
Disability Pension for Eligible PWD	66	52	118	55.93	44.07
MSRTC Travel Concession	151	78	229	65.94	34.06
Train Travel Concession	56	46	102	54.90	45.10
Indira Awas Yojana	18	97	115	15.65	84.35

DEVELOPMENT & DEPRIVATION INDEX FOR FEMALE

ALL TYPES

	Actual	Deprived	Expected	Dev Index	Dep Index
Birth Certificate	24	176	200	12.00	88.00
Caste Certificate	25	175	200	12.50	87.50
Ration Card	166	34	200	83.00	17.00
Disability Certificate	110	90	200	55.00	45.00
Disability Identity Card	61	138	200	30.50	69.00
Clinical Assessment by Government Medical Officer	136	64	200	68.00	32.00
Medical Rehabilitation Services to Profound Disabled	0	18	18	0.00	100.00
Medical Rehabilitation Services to Severe Disabled	0	13	13	0.00	100.00
Medical Rehabilitation Services to Moderate Disabled	6	58	64	9.38	90.63
Medical Rehabilitation Services to Dependent in ADLS	2	46	48	4.17	95.83
Medical Rehabilitation Services to Partially Dependent in ADLS	2	14	16	12.50	87.50
Assistive Devices to Profound Disabled	2	16	18	11.11	88.89
Assistive Devices to Severe Disabled	0	13	13	0.00	100.00
Assistive Devices to Moderate Disabled	6	58	64	9.38	90.63
Assistive Devices to Dependent in ADLS	2	46	48	4.17	95.83
Assistive Devices to Partially Dependent in ADLS	4	12	16	25.00	75.00
Formal Schooling of agegroup 6 to 18 years	59	8	67	88.06	11.94
Average Years of Schooling	5	12	17	28.60	71.40
Adult Literacy	101	49	150	67.33	32.67

Vocational Training to agegroup 26 to 40 years	2	43	45	4.44	95.56
Occupational Skill Development Training to agegroup 26 to 40 years	2	43	45	4.44	95.56
Gainful Occupation for agegroup 26 to 40 years	23	22	45	51.11	48.89
Gainful Occupation for agegroup 41 to 60 years	11	28	39	28.21	71.79
MREGS Job Card in agegroup 26 to 40 years	19	26	45	42.22	57.78
MREGS Job Card agegroup 41 to 60 years	12	27	39	30.77	69.23
Employment Exchange Registration Literate agegroup 26 to 40 years	7	20	27	25.93	74.07
Technical Device Uses by Adult	40	110	150	26.67	73.33
Voter Card	107	18	125	85.60	14.40
Information of Relevant Laws to Adults	0	150	150	0.00	100.00
Membership in SHG in 19 and above agegroup	10	115	125	8.00	92.00
Membership in DPO for all PWD	5	195	200	2.50	97.50
Disability Scholarship for School Going PWD	16	46	62	25.81	74.19
Disability Pension for Eligible PWD	33	15	48	68.75	31.25
MSRTC Travel Concession	47	48	95	49.47	50.53
Train Travel Concession	15	33	48	31.25	68.75
Indira Awas Yojana	8	7	15	53.33	46.67

DEVELOPMENT & DEPRIVATION INDEX FOR ALL PWD	ALL TYPES				
	Actual	Deprived	Expected	Dev Index	Dep Index
Birth Certificate	61	559	620	9.84	90.16
Caste Certificate	122	498	620	19.68	80.32
Ration Card	542	78	620	87.42	12.58
Disability Certificate	378	242	620	60.97	39.03
Disability Identity Card	237	381	620	38.23	61.45
Clinical Assessment by Government Medical Officer	433	187	620	69.84	30.16
Medical Rehabilitation Services to Profound Disabled	0	49	49	0.00	100.00
Medical Rehabilitation Services to Severe Disabled	2	42	44	4.55	95.45
Medical Rehabilitation Services to Moderate Disabled	16	215	231	6.93	93.07
Medical Rehabilitation Services to Dependent in ADLS	5	136	141	3.55	96.45
Medical Rehabilitation Services to Partially Dependent in ADLS	6	53	59	10.17	89.83
Assistive Devices to Profound Disabled	3	46	49	6.12	93.88
Assistive Devices to Severe Disabled	3	41	44	6.82	93.18
Assistive Devices to Moderate Disabled	23	208	231	9.96	90.04
Assistive Devices to Dependent in ADLS	8	133	141	5.67	94.33
Assistive Devices to Partially Dependent in ADLS	9	50	59	15.25	84.75
Formal Schooling of agegroup 6 to 18 years	149	25	174	85.63	14.37
Average Years of Schooling	5	12	17	28.60	71.40
Adult Literacy	345	127	472	73.09	26.91
Vocational Training to agegroup 26 to 40 years	11	150	161	6.83	93.17
Occupational Skill Development Training to agegroup 26 to 40 years	5	156	161	3.11	96.89
Gainful Occupation for agegroup 26 to 40 years	106	55	161	65.84	34.16
Gainful Occupation for agegroup 41 to 60 years	85	49	134	63.43	36.57
MREGS Job Card in agegroup 26 to 40 years	66	95	161	40.99	59.01
MREGS Job Card agegroup 41 to 60 years	60	74	134	44.78	55.22
Employment Exchange Registration Literate agegroup 26 to 40 years	23	99	122	18.85	81.15
Technical Device Uses by Adult	162	310	472	34.32	65.68
Voter Card	377	44	421	89.55	10.45
Information of Relevant Laws to Adults	1	471	472	0.21	99.79

Membership in SHG in 19 and above agegroup	11	410	421	2.61	97.39
Membership in DPO for all PWD	28	591	620	4.52	95.32
Disability Scholarship for School Going PWD	51	122	173	29.48	70.52
Disability Pension for Eligible PWD	99	67	166	59.64	40.36
MSRTC Travel Concession	198	126	324	61.11	38.89
Train Travel Concession	71	79	150	47.33	52.67
Indira Awas Yojana	26	104	130	20.00	80.00
				31.53	68.46